



# Scoil Barra



Class: 2nd


Teacher: Ms Collins/ Mr O'Dwyer

Week: 15/06/2020 - 19/06/2020

**Don't Forget: For more ideas and fun, tune into the RTÉ Classroom from 11am - 12pm Monday to Friday on RTÉ 2!**

Good Morning to everyone! This week it is going to be all about Summer. We all love Summer! It makes us think of the buzzing bees, colourful flowers, fluttering butterflies, delicious ice-cream, rolling waves, holidays and fun!! When you think of Summer what do you imagine? Can you name the months of summer?




There are extra summer activities included in Seesaw for you to enjoy. During the summer we also have to think of safety in the sun and water so that is our message of the week. Explore our website of the week Topmarks too. We already use the maths games but there is lots more to enjoy!



 **Seesaw** Here are the Seesaw activities for this week. You will also find them listed again in the plan below, beside the  **Seesaw**



1. My Summer Bucket list
2. Convince me. Which is better- Winter or Summer??
3. Finding containers that hold 1 litre ( 1l) Busy at Maths p 145
4. Choice Seesaw work- Maybe one of you summer activities

**Website of the week - Topmarks** <https://www.topmarks.co.uk/>  
Choose a subject area you are interested in. Then explore and learn!

**Message of the week. Be safe in the sun. Wear a hat and sunscreen to protect you from harmful rays**

Subject	Monday	Tuesday	Wednesday	Thursday	Wellbeing Friday
English	Spellwell p 72 Revision Activities <hr/> Read At Home (email) Stay Safe in Summer  Answer your questions orally	Spellwell p 73 Revision activities <hr/> My Summer Bucket list (Seesaw) 	Spellwell p 74 Revision activities <hr/> Read At Home (email) The holidays are nearly here (poem)  Answer your questions orally	Spellwell p 75 Revision activities <hr/> Convince me (Seesaw) Which is better? Winter or Summer  ***Let's revise (middle pg homework journal)	 <b>Eating good food is a part of being healthy</b> Try some of these recipes <a href="https://www.eatsamazing.co.uk/family-friendly-recipes/easy-">https://www.eatsamazing.co.uk/family-friendly-recipes/easy-</a>

				Practice <i>Yn Yz</i> <a href="https://www.newwavehandwriting.ie/">https://www.newwavehandwriting.ie/</a>	<a href="https://www.newwavehandwriting.ie/">recipes-for-kids/10-easy-recipes-cook-kids-summer</a>
<b>Maths</b>	Practice subtraction <a href="https://www.topmarks.co.uk/maths-games/subtraction-grids">https://www.topmarks.co.uk/maths-games/subtraction-grids</a>  Learn about capacity Busy at Maths p 144  Interactive on Seesaw 	Practice number fact families <a href="https://www.topmarks.co.uk/number-facts/number-fact-families">https://www.topmarks.co.uk/number-facts/number-fact-families</a> ----- Learn about capacity Busy at Maths p 145  Interactive on Seesaw 	Maths Invaders/ add <a href="https://mathsframe.co.uk/en/resources/resource/289/KS2_Maths_Invaders">https://mathsframe.co.uk/en/resources/resource/289/KS2_Maths_Invaders</a> --- ----- Learn about capacity Busy at Maths p 146  Interactive on Seesaw 	Maths Invaders/ take away <a href="https://mathsframe.co.uk/en/resources/resource/289/KS2_Maths_Invaders">https://mathsframe.co.uk/en/resources/resource/289/KS2_Maths_Invaders</a> ----- Learn about capacity Busy at Maths p 147  Interactive on Seesaw 	<b>A recipe for kindness on Seesaw</b> 
<b>Gaeilge Sa Bhaile (At Home)</b>	If you have downloaded Bua na Cainte you can listen to conversations, vocabulary, stories and play interactive games associated with this week. See notes below .				
<b>*See notes below</b>	<b>Bua na Cainte Interactive</b> Topic : Siopadóireacht Ceacht : 6 Féach ar Seesaw   Bua na Cainte p97	Éist le scéal Click anseo  <a href="#">Cinnín Óir</a>	<b>Bua na Cainte Interactive</b> Topic : Siopadóireacht Ceacht : 7   Féach ar Seesaw  Bua na Cainte p101	Éist le scéal  Rí na nÉan  Ar Seesaw   Bua na Cainte p 99	<b>Gratitude Hunt</b> ( email)    Mindful colouring
<b>PE Get Active</b>	<b>Mighty Monday Body Blast</b> <a href="https://imoves.com/home-learning/1344">https://imoves.com/home-learning/1344</a>	<b>Challenge Tuesday- popping rhythm</b> <a href="https://imoves.com/home-learning/960">https://imoves.com/home-learning/960</a>	<b>Wellness Wednesday Disco Blast</b> <a href="https://imoves.com/home-learning/1347">https://imoves.com/home-learning/1347</a>	<b>Thinking Thursday Yoga</b> <a href="https://imoves.com/home-learning/1342">https://imoves.com/home-learning/1342</a>	

<p>Choose a Summer challenge !</p> 	<p>Learning about being safe in summer Use the PowerPoint to help you learn how to keep safe in the sun and water. You can also be a composer as you will need to put music to the safety song! Make a safety poster to remind your friends and family .</p>	<p><b><u>The life cycle of a butterfly</u></b></p> <p><b>Watch this video</b> <a href="https://www.youtube.com/watch?v=TvmQjWpgX5c">https://www.youtube.com/watch?v=TvmQjWpgX5c</a></p> <p>Make your own life cycle of a butterfly on seesaw</p> <p>Or make a booklet (email)</p>	<p><b><u>Wild Teaching</u></b></p> <p><b>We are focusing on summer flowers all around. Use your checklist to hunt for flowers and name them ( email)</b></p> <p><b>Take a close up photo and draw or paint what you see ( pretend you are a bee)</b></p>	<p>Design a pair if funky sunglasses for yourself</p> <p>There is an option to do the dad version for Father's Day ( email)</p>	<p><b><u>Resilience</u></b></p> <p>Learning a new skill takes time and effort. See how the magic <b><u>power of the word yet</u></b> can help you. Look at the powerpoint ( email/padlet) and complete Seesaw activity. </p>
--	--	---	--	---	---

**Other options**

2<sup>nd</sup> class Padlet - <https://padlet.com/scoilbarra2ndclass/p9fr8v8p5sga6037>

Our padlet is updated weekly

